



2017

1

2017 12 31

| | | |
|--|----------------|----------------|
| | | |
| | | |
| | 321,262,001.31 | 329,895,127.62 |
| | | |
| | | |
| | | |
| | | |
| | 11,606,753.00 | 10,958,849.00 |
| | 368,671,700.79 | 197,432,824.42 |
| | 32,447,523.64 | 24,858,582.64 |
| | | |
| | | |
| | | |
| | | |
| | | |
| | 17,073,190.79 | 11,566,180.38 |
| | | |
| | 176,997,233.69 | 94,850,999.08 |
| | | |
| | | |

| | | |
|--|-------------------------|-------------------------|
| | 5,966,527.31 | |
| | 934,024,930.53 | 669,562,563.14 |
| | | |
| | | |
| | 360,984,950.00 | 126,981,350.00 |
| | | |
| | | |
| | 17,962,308.16 | 8,654,195.21 |
| | 75,725,047.86 | 68,524,514.54 |
| | 178,980,308.68 | 177,091,520.33 |
| | | |
| | | |
| | | |
| | | |
| | 19,370,955.34 | 10,282,661.47 |
| | | |
| | 367,513,554.19 | 46,921,286.48 |
| | 3,995,241.76 | 3,085,754.16 |
| | 10,643,643.48 | 14,677,748.85 |
| | | 179,750.00 |
| | 1,035,176,009.47 | 456,398,781.04 |
| | 1,969,200,940.00 | 1,125,961,344.18 |
| | | |
| | 175,000,000.00 | |
| | | |

| | | |
|--|-------------------------|-----------------------|
| | | |
| | | |
| | 55,224,198.67 | 34,578,854.73 |
| | 40,279,190.53 | 13,568,326.34 |
| | | |
| | 20,193.35 | 298,172.33 |
| | 58,784,455.22 | 19,880,124.48 |
| | | |
| | | |
| | | |
| | | |
| | | 28,985,073.78 |
| | 5,169,662.59 | 7,749,945.38 |
| | 798,515,455.61 | 271,697,082.56 |
| | | |
| | | |
| | | |
| | | |
| | 167,126,909.61 | |
| | | |
| | | |
| | | |
| | 35,413,666.67 | 42,467,000.00 |
| | 2,416,138.51 | 1,076,589.01 |
| | | |
| | 204,956,714.79 | 43,543,589.01 |
| | 1,003,472,170.40 | 315,240,671.57 |
| | | |
| | | |

| | | |
|--|-----------------------|----------------|
| | 337,041,373.09 | 505,526,580.86 |
| | | 28,985,073.78 |
| | 181,643,600.00 | |
| | | |
| | 42,340,443.15 | 35,406,978.45 |
| | | |
| | | |

| | | |
|--|-------------------------|-------------------------|
| | | |
| | | |
| | 884,192,677.48 | 270,475,531.94 |
| | 75,725,047.86 | 68,524,514.54 |
| | 87,214,843.39 | 101,680,189.03 |
| | | |
| | | |
| | | |
| | | |
| | 2,085,908.03 | 2,763,117.29 |
| | | |
| | | |
| | 2,341,137.96 | 3,085,754.16 |
| | 9,600,824.90 | 12,050,579.69 |
| | | 68,637,723.00 |
| | 1,369,785,389.62 | 654,198,759.65 |
| | 2,059,114,489.93 | 1,055,879,195.22 |
| | | |
| | 287,600,089.78 | |
| | | |
| | | |
| | 10,465,470.00 | |
| | 214,368,972.52 | 122,803,219.34 |

| | | |
|---|-----------------------|-------------------------|
| | | |
| | | |
| | | |
| | 990,250,647.06 | 1,220,080,856.76 |
| | 535,448,992.90 | 279,703,128.03 |
| | | |
| | | |
| | | |
| | | |
| | | |
| | | |
| | | |
| | 10,570,486.31 | 6,923,789.53 |
| | 168,384,715.54 | 101,278,085.44 |
| | 224,165,646.12 | 154,004,982.74 |
| | 4,240,228.10 | -2,181,618.61 |
| | 47,440,578.09 | 680,352,489.63 |
| | | |
| | 1,683,744.40 | 7,934,292.03 |
| | -691,887.05 | -919,506.01 |
| - | | |
| - | 82,882.31 | |
| | 38,913,658.75 | |
| | 69,497,571.67 | -549,286,773.23 |
| | 77,571,439.99 | 226,501,314.75 |
| | 60,514.50 | 832,043.06 |
| | 147,008,497.16 | -323,617,501.54 |
| | 35,281,462.96 | 11,947,559.48 |
| | 111,727,034.20 | -335,565,061.02 |
| | 111,727,034.20 | -335,565,061.02 |

| | | |
|----|----------------|-----------------|
| | | |
| | 109,037,648.32 | -351,189,226.56 |
| | 2,689,385.88 | 15,624,165.54 |
| | 181,643,600.00 | |
| | 181,643,600.00 | |
| | | |
| 1. | | |
| 2. | | |
| | 181,643,600.00 | |
| 1. | | |
| 2. | 181,643,600.00 | |
| 3. | | |
| 4. | | |
| 5. | | |
| 6. | | |
| | | |
| | 293,370,634.20 | -335,565,061.02 |
| | 290,681,248.32 | -351,189,226.56 |
| | 2,689,385.88 | 15,624,165.54 |
| | | |
| | 0.1623 | -0.5223 |
| | 0.1623 | -0.5223 |

4

| | | |
|----|-----------------------|------------------------|
| | | |
| | 467,953,048.64 | 437,283,356.03 |
| | 315,932,265.84 | 277,003,863.54 |
| | 5,115,704.76 | 4,508,914.30 |
| | 76,369,165.96 | 59,438,328.49 |
| | 93,982,642.45 | 78,690,549.99 |
| | 3,114,378.37 | -849,911.86 |
| | 43,652,654.76 | 667,178,761.56 |
| | | |
| | 79,348,023.17 | 111,274,974.68 |
| | -691,887.05 | -919,506.01 |
| - | 996.11 | |
| | 24,662,659.29 | |
| | 33,797,915.07 | -537,412,175.31 |
| | 13,108,847.59 | 220,373,823.82 |
| | 54,986.39 | 540,055.44 |
| | 46,851,776.27 | -317,578,406.93 |
| | 17,747,573.47 | 2,922,296.54 |
| | 29,104,202.80 | -320,500,703.47 |
| | 29,104,202.80 | -320,500,703.47 |
| | | |
| | 181,643,600.00 | |
| | | |
| 1. | | |

|

|

| | | |
|--|------------------|-----------------------|
| | | |
| | | |
| | | |
| | 27,487,758.75 | 17,462,697.71 |
| | 56,228,635.25 | 38,726,078.97 |
| | 1,288,850,421.42 | 705,733,331.03 |
| | 625,759,054.04 | 304,359,108.02 |
| | | |
| | | |
| | | |
| | | |
| | | |
| | 207,919,595.98 | 129,798,769.81 |
| | 91,692,530.58 | 66,757,546.24 |
| | 161,856,506.81 | 113,116,873.85 |
| | 1,087,227,687.41 | 614,032,297.92 |
| | 201,622,734.01 | 91,701,033.11 |
| | | |
| | 128,726,200.00 | 55,000,000.00 |
| | 2,059,608.27 | 2,332,969.56 |
| | 229,820.00 | 7,200.00 |
| | | |
| | 110,000,000.00 | |
| | 241,015,628.27 | 57,340,169.56 |
| | 25,320,772.56 | 78,848,311.49 |

| | | |
|--|-----------------|----------------|
| | 72,544,522.67 | 67,778,978.64 |
| | 482,523,326.68 | 408,596,932.87 |
| | 33,315,958.28 | 1,314,329.86 |
| | | |
| | 8,000,000.00 | 10,000,000.00 |
| | 80,039,910.22 | 109,906,706.91 |
| | | 7,080.00 |
| | | |
| | 110,000,000.00 | |
| | 198,039,910.22 | 119,913,786.91 |
| | 2,382,780.23 | 8,706,919.63 |
| | 443,463,277.00 | 64,500,000.00 |
| | | |
| | 100,000,000.00 | 115,637,723.00 |
| | 545,846,057.23 | 188,844,642.63 |
| | -347,806,147.01 | -68,930,855.72 |
| | | |
| | | |
| | 427,600,089.78 | |
| | | |
| | 121,217,691.32 | |
| | 548,817,781.10 | |
| | 140,000,000.00 | |
| | 29,212,499.01 | 10,292,106.70 |
| | 2,375,343.61 | 1,930,488.00 |
| | 171,587,842.62 | 12,222,594.70 |
| | 377,229,938.48 | -12,222,594.70 |
| | | |
| | 62,739,749.75 | -79,839,120.56 |
| | 64,658,101.66 | 144,497,222.22 |

| | | |
|--|----------------|---------------|
| | 127,397,851.41 | 64,658,101.66 |
|--|----------------|---------------|

7

| | 448,331,331.00 | | | | 505,526,580.86 | 28,985,073.78 | | | 35,406,978.45 | | -184,058,285.31 | 34,499,141.39 | 810,720,672.61 |
|--|----------------|--|--|--|----------------|---------------|--|--|---------------|--|------------------------|---------------|-----------------------|
| | | | | | | | | | | | | | |
| | | | | | | | | | | | | | |

| | | | | | | | | | | | | | |
|---|----------------|--|--|--|-----------------|---------------|--|--|---------------|--|------------------------|-----------------------|------------------------|
| | 8,771.00 | | | | ,158.29 | 703.16 | | | 182.47 | | ,291.61 | ,717.94 | 38,982.27 |
| | | | | | | | | | | | | | |
| | | | | | | | | | | | | | |
| | | | | | | | | | | | | | |
| | 298,958,771.00 | | | | 644,695,158.29 | 38,945,703.16 | | | 21,383,182.47 | | 191,618,291.61 | -14,170,717.94 | 1,103,538,982.27 |
| | 149,372,560.00 | | | | -139,168,577.43 | -9,960,629.38 | | | 14,023,795.98 | | -375,676,576.92 | 48,669,859.33 | -292,818,309.66 |
| | | | | | | | | | | | -351,189,226.56 | 15,624,165.54 | -335,565,061.02 |
| | -106,800.00 | | | | 10,310,782.57 | -9,960,629.38 | | | | | | 33,045,693.79 | 53,210,305.74 |
| 1 | | | | | | -9,960,629.38 | | | | | | 24,484,129.15 | 34,444,758.53 |
| 2 | | | | | | | | | | | | | |
| 3 | | | | | 7,224,300.00 | | | | | | | | 7,224,300.00 |
| 4 | -106,800.00 | | | | 3,086,482.57 | | | | | | | 8,561,564.64 | 11,541,247.21 |
| | | | | | | | | | 14,023,795.98 | | -24,487,350.38 | | -10,463,554.40 |
| 1 | | | | | | | | | 14,023,795.98 | | -14,023,795.98 | | 0.00 |
| 2 | | | | | | | | | | | | | |
| 3 | | | | | | | | | | | | | |

| | | | | | | | | | | | | |
|--------|--|--|--|---------|---------|--|--|---------|--|----------------|---------|----------------|
| | | | | | | | | | | | | |
| 149,47 | | | | -149,47 | | | | | | | | |
| 9,360. | | | | 9,360.0 | | | | | | | | |
| 00 | | | | 0 | | | | | | | | |
| 149,47 | | | | -149,47 | | | | | | | | |
| 9,360. | | | | 9,360.0 | | | | | | | | |
| 00 | | | | 0 | | | | | | | | |
| | | | | | | | | | | | | |
| | | | | | | | | | | | | |
| | | | | | | | | | | | | |
| | | | | | | | | | | | | |
| | | | | | | | | | | | | |
| | | | | | | | | | | | | |
| 448,33 | | | | 505,526 | 28,985, | | | 35,406, | | -184,05 | 34,499, | 810,720 |
| 1,331. | | | | ,580.86 | 073.78 | | | 978.45 | | 8,285.3 | 141.39 | ,672.61 |
| 00 | | | | | | | | | | 1 | | |

| | | | | | | | | | | | |
|--|--|--|--|--|--|--|--|--|--|--|--|
| | | | | | | | | | | | |
| | | | | | | | | | | | |
| | | | | | | | | | | | |

| | | | | | | | | | | | |
|---|-----------------|--|--|--|-------------------|--------------------|----------------------------|--|------------------|---------------------------|----------------------------|
| | -400,62 2.00 | | | | 389,369.7 1 | -28,985,0 73.78 | 181,643, 600.00 | | 6,933,464 .70 | -245,62 0.61 | 217,305,2 65.58 |
| | | | | | | | 181,643,6 00.00 | | | 29,104, 202.80 | 210,747,8 02.80 |
| | -400,62 2.00 | | | | 389,369.7 1 | -28,985,0 73.78 | | | | | 28,973,82 1.49 |
| 1 | | | | | | -28,985,0 73.78 | | | | | 28,985,07 3.78 |
| 2 | | | | | | | | | | | |
| 3 | | | | | 2,346,400 .00 | | | | | | 2,346,400 .00 |
| 4 | -400,62 2.00 | | | | -1,957,03 0.29 | | | | | | -2,357,65 2.29 |
| | | | | | | | | | 6,933,464 .70 | -29,349, 823.41 | -22,416,3 58.71 |
| 1 | | | | | | | | | 6,933,464 .70 | -6,933,4 64.70 | |
| 2 | | | | | | | | | | -22,416, 358.71 | -22,416,3 58.71 |
| 3 | | | | | | | | | | | |
| | | | | | | | | | | | |
| 1 | | | | | | | | | | | |
| 2 | | | | | | | | | | | |
| 3 | | | | | | | | | | | |
| 4 | | | | | | | | | | | |
| | | | | | | | | | | | |
| 1 | | | | | | | | | | | |
| 2 | | | | | | | | | | | |
| | | | | | | | | | | | |
| | 447,930, | | | | 505,586,7 | | 181,643,6 | | 42,340,44 | | |



709.00

|



2

6

1

2

3

4

7

1

2

8

9

1

2

3

20%

12

27

8

11**1**

| | |
|--|----|
| | 50 |
| | |

2

| | |
|--|--|
| | |
| | |

| | 5.00% | 5.00% |
|-----|---------|---------|
| 1 2 | 10.00% | 10.00% |
| 2 3 | 30.00% | 30.00% |
| 3 | 100.00% | 100.00% |

3

| | |
|--|--|
| | |
|--|--|

12

1

2

3

4

5

13

14

1

A

B

a

b

c

d

A

B

C

7 -

12 --

2

22

3

15

22

31

16

1

2

| | | 50 20 | 5 | 1.9 4.75 |
|--|--|-------|----|----------|
| | | 10 | 5 | 9.5 |
| | | 5 | 10 | 18 |
| | | 5 | 10 | 18 |
| | | 5 | 10 | 18 |

3

17

18

1

3

2

19

20

21

1

1

2

3

| | |
|--|---|
| | |
| | 5 |
| | 5 |
| | 5 |

2

22

23

24

1

2

3

4

25

1

2

26

1

2

3

4

C

D

E

F

A

B

27

28

5

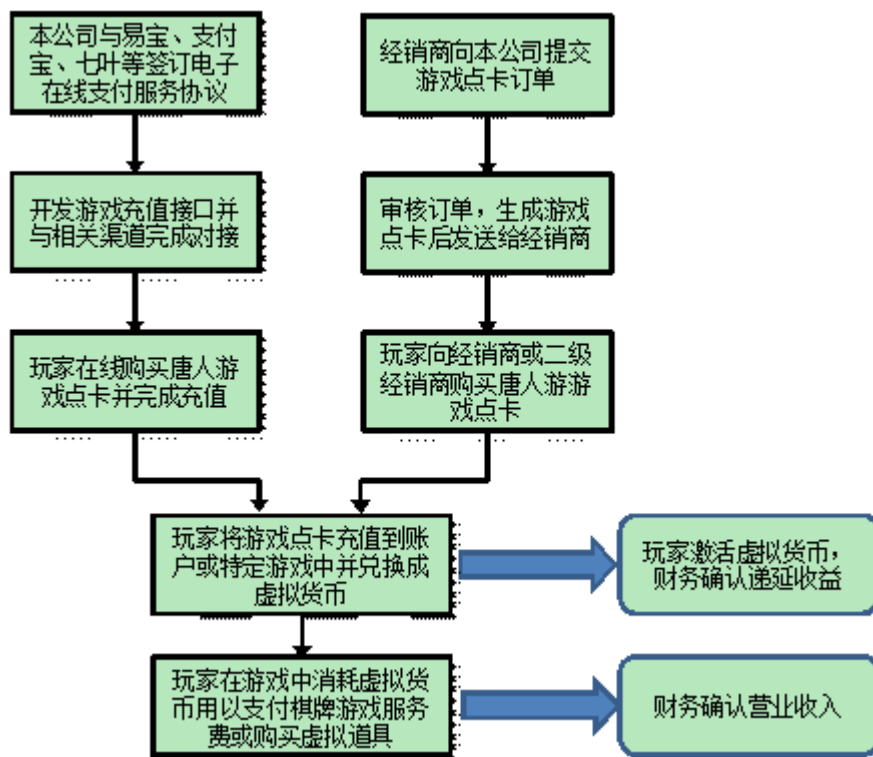
1

2

3

4

A



B

C

2

30 /

1

2

31

1

1

2

32

1.

2.

1

2

3

3.

1

2

3

4

5

6

7

8

-

33

1



| | |
|--|-----|
| | 15% |
| | 15% |
| | 15% |
| | 25% |
| | 15% |
| | 25% |
| | 25% |
| | 25% |

2

| | | | | | | | | |
|-----------|------|----------|------|-----|--|--|--|-----------|
| 1 | | | | | | | | |
| | | [2000]18 | < | | | | | > |
| | | [2000]25 | | | | | | |
| 2011 1 28 | | [2011]4 | | | | | | |
| | | | 17 | | | | | 3 |
| 2 | | | | | | | | |
| | | [2011]4 | | | | | | |
| [2011]4 | | | | | | | | [2016]49 |
| | | | | | | | | 2014 5 12 |
| | | 2017 | | | | | | |
| | 2017 | | 2017 | 15% | | | | 3 |
| | 2017 | | 2017 | 15% | | | | 3 |
| | 2017 | | 2017 | 15% | | | | 3 |
| | 2017 | | 2017 | 15% | | | | 3 |
| | 2016 | | 2016 | 15% | | | | 3 |
| | 2017 | | 2017 | 15% | | | | 3 |
| | | [2011]4 | | | | | | |
| [2011]4 | | | | | | | | [2016]49 |
| | | | | | | | | 2017 |

3**1**

| | | |
|--|----------------|----------------|
| | 64,720.60 | 123,460.01 |
| | 311,720,976.55 | 324,891,878.61 |
| | 9,476,304.16 | 4,879,789.00 |
| | 321,262,001.31 | 329,895,127.62 |

7,290,070.00

2,186,234.16

2

3

4

1

| | | |
|--|---------------|---------------|
| | | |
| | 8,749,277.00 | 4,646,049.00 |
| | 2,857,476.00 | 6,312,800.00 |
| | 11,606,753.00 | 10,958,849.00 |

2

3

| | | |
|--|--------------|--|
| | | |
| | 2,789,436.48 | |
| | 2,789,436.48 | |

4

| | |
|--|------------|
| | |
| | 880,050.00 |
| | 880,050.00 |

5

1

| | 417,285,696.45 | 100.00% | 48,613,995.66 | 100.00% | 368,671,700.79 | 219,567,440.56 | 100.00% | 22,134,616.14 | 100.00% | 197,432,824.42 |
|--|----------------|---------|---------------|---------|----------------|----------------|---------|---------------|---------|----------------|
| | 417,285,696.45 | 100.00% | 48,613,995.66 | 100.00% | 368,671,700.79 | 219,567,440.56 | 100.00% | 22,134,616.14 | 100.00% | 197,432,824.42 |

| 1 | | | |
|-----|----------------|---------------|---------|
| 1 | 305,795,577.18 | 15,249,866.76 | 5.00% |
| 1 | 305,795,577.18 | 15,249,866.76 | 5.00% |
| 1 2 | 67,884,222.90 | 6,788,422.29 | 10.00% |
| 2 3 | 24,328,842.52 | 7,298,652.76 | 30.00% |
| 3 | 19,277,053.85 | 19,277,053.85 | 100.00% |
| | 417,285,696.45 | 48,613,995.66 | |

2

25,320,230.32

0.00

3

4

| 单位名称 | 与本公司 关系 | 金额 | 账龄 | 占应收账款 总额的比例 (%) | 坏账准备期末金额 |
|-----------|------------|----------------------|---------------|-----------------------|----------------------|
| 第一名 | 非关联方 | 33,767,979.57 | 1年以内, 1-2年 | 8.09 | 1,753,912.60 |
| 第二名 | 非关联方 | 13,058,769.00 | 2-3年 | 3.13 | 3,917,630.70 |
| 第三名 | 非关联方 | 12,155,583.70 | 3年以上 | 2.91 | 12,155,583.70 |
| 第四名 | 非关联方 | 7,528,573.00 | 1-2年 | 1.8 | 752,857.30 |
| 第五名 | 非关联方 | 7,012,716.16 | 1年以内 | 1.68 | 350,635.81 |
| 合计 | | 73,523,621.43 | | 17.62 | 18,930,620.11 |

5

6

6

1

| 1 | 31,512,751.34 | 97.12% | 24,205,868.13 | 97.37% |
|-----|---------------|--------|---------------|--------|
| 1 2 | 826,626.26 | 2.55% | 241,175.67 | 0.97% |
| 2 3 | 1,251.20 | 0.00% | 113,894.84 | 0.46% |
| 3 | 106,894.84 | 0.33% | 297,644.00 | 1.20% |
| | 32,447,523.64 | -- | 24,858,582.64 | -- |

1

2

| 单位名称 | 与本公司关系 | 金额 | 账龄 | 未结算原因 | 占预付账款总额比例(%) |
|-----------|--------|----------------------|------|---------|--------------|
| 第一名 | 非关联方 | 3,480,257.36 | 1年以内 | 未到达结算条件 | 10.73 |
| 第二名 | 非关联方 | 2,549,086.86 | 1年以内 | 未到达结算条件 | 7.86 |
| 第三名 | 非关联方 | 2,368,932.64 | 1年以内 | 未到达结算条件 | 7.3 |
| 第四名 | 非关联方 | 1,193,824.39 | 1年以内 | 未到达结算条件 | 3.68 |
| 第五名 | 非关联方 | 1,643,015.46 | 1年以内 | 未到达结算条件 | 5.06 |
| 合计 | | 11,235,116.71 | | | 34.63 |

7

1

2

8

1

2

1

9

1

| | 32,154,695.12 | 100.00% | 15,081,504.33 | 100.00% | 17,073,190.79 | 25,034,993.86 | 100.00% | 13,468,813.48 | 100.00% | 11,566,180.38 |
|--|---------------|---------|---------------|---------|---------------|---------------|---------|---------------|---------|---------------|
| | 32,154,695.12 | 100.00% | 15,081,504.33 | 100.00% | 17,073,190.79 | 25,034,993.86 | 100.00% | 13,468,813.48 | 100.00% | 11,566,180.38 |

| 1 | | | |
|-----|---------------|---------------|---------|
| 1 | 15,314,608.97 | 818,306.21 | 5.00% |
| 1 | 15,314,608.97 | 818,306.21 | 5.00% |
| 1 2 | 2,416,057.09 | 241,605.62 | 10.00% |
| 2 3 | 574,909.37 | 172,472.81 | 30.00% |
| 3 | 13,849,119.69 | 13,849,119.69 | 100.00% |
| | 32,154,695.12 | 15,081,504.33 | |

2

1,609,380.36

3

4

| | | |
|--|---------------|---------------|
| | | |
| | 15,428,416.81 | 14,587,301.45 |
| | 10,910,311.51 | 7,354,317.01 |
| | 2,553,444.22 | 1,317,825.70 |
| | 2,717,682.62 | 1,561,345.78 |
| | 544,839.96 | 214,203.92 |
| | 32,154,695.12 | 25,034,993.86 |

5

| | | | | | |
|--|----|---------------|----|--------|---------------|
| | | | | | |
| | | 12,085,278.70 | 3 | 37.58% | 12,085,278.70 |
| | | 1,000,000.00 | 3 | 3.11% | 1,000,000.00 |
| | | 900,000.00 | 1 | 2.80% | 45,000.00 |
| | | 800,033.80 | 1 | 2.49% | 40,001.69 |
| | | 742,000.00 | 1 | 2.31% | 37,100.00 |
| | -- | 15,527,312.50 | -- | 48.29% | 13,207,380.39 |

6

| | | | | |
|--|--|--|--|--|
| | | | | |
|--|--|--|--|--|

7

8

10

1

| | | | | | | |
|--|-----------|--|-----------|------------|--|------------|
| | | | | | | |
| | | | | | | |
| | 17,057.90 | | 17,057.90 | 777,156.15 | | 777,156.15 |
| | 79,678.39 | | 79,678.39 | 132,829.15 | | 132,829.15 |

2

| | 5,874,654.72 | | | 1,278,190.14 | | 4,596,464.58 |
|--|--------------|--|--|--------------|--|--------------|
| | 5,874,654.72 | | | 1,278,190.14 | | 4,596,464.58 |

3

4

11

12

13

| | | |
|--|--------------|--|
| | | |
| | 3,770,000.00 | |
| | 2,196,527.31 | |
| | 5,966,527.31 | |

14

1

| | 360,984,950.00 | 360,984,950.00 | 126,981,350.00 | | | 126,981,350.00 |
|--|-----------------------|-----------------------|----------------|--|--|----------------|

| | | | | |
|---|----------------|--|--|----------------|
| / | 48,981,350.00 | | | 48,981,350.00 |
| | 230,624,950.00 | | | 230,624,950.00 |
| | 181,643,600.00 | | | 181,643,600.00 |
| | | | | |

3

| | 25,000,000.00 | | | 25,000,000.00 | | | | | 7.02% | |
|--|-------------------|---------------|--|-----------------------|--|--|--|--|--------|--|
| | 25,000,000.00 | | | 25,000,000.00 | | | | | 1.71% | |
| | 28,000,000.00 | | | 28,000,000.00 | | | | | 1.54% | |
| | | 360,000.00 | | 360,000.00 | | | | | 15.30% | |
| | | 3,000,000.00 | | 3,000,000.00 | | | | | 10.00% | |
| | | 3,000,000.00 | | 3,000,000.00 | | | | | 10.00% | |
| | | 10,000,000.00 | | 10,000,000.00 | | | | | 12.50% | |
| | | 16,000,000.00 | | 16,000,000.00 | | | | | 12.00% | |
| | | 20,000,000.00 | | 20,000,000.00 | | | | | 10.00% | |
| | 78,000,000 | 52,360,000 | | 130,360,000.00 | | | | | -- | |



| | | | | |
|----|---------------|--|--|---------------|
| 4. | 7,043,477.45 | | | 7,043,477.45 |
| | | | | |
| 1. | | | | |
| 2. | | | | |
| 1 | | | | |
| 3 | | | | |
| 1 | | | | |
| 2 | | | | |
| 4. | | | | |
| | | | | |
| 1. | 75,725,047.86 | | | 75,725,047.86 |
| 2. | 68,524,514.54 | | | 68,524,514.54 |

2

3

19

1

| | | | | | |
|----|----------------|----------------|--------------|--------------|----------------|
| | | | | | |
| | | | | | |
| 1. | 145,247,447.37 | 88,941,935.63 | 7,357,808.36 | 5,423,912.28 | 246,971,103.64 |
| 2. | 13,467,179.37 | 12,167,577.11 | | 1,842,508.99 | 27,477,265.47 |
| 1 | | 10,814,476.31 | | 1,815,293.22 | 12,629,769.53 |
| 2 | 13,467,179.37 | | | | 13,467,179.37 |
| 3 | | 1,353,100.80 | | 27,215.77 | 1,380,316.57 |
| | | | | | |
| 3. | 8,987,705.84 | 615,540.77 | 1,214,017.00 | 2,315.00 | 10,819,578.61 |
| 1 | | 274,813.22 | 1,214,017.00 | 2,315.00 | 1,491,145.22 |
| 2 | | 340,727.55 | | | 340,727.55 |
| 3 | 8,987,705.84 | | | | 8,987,705.84 |
| 4. | 149,726,920.90 | 100,493,971.97 | 6,143,791.36 | | 263,628,790.50 |

| | | | | | |
|----|--------------|---------------|--------------|--------------|---------------|
| | | | | | |
| 1. | 8,272,609.67 | 53,674,755.66 | 5,099,495.64 | 2,832,722.34 | 69,879,583.31 |
| 2. | 3,145,280.98 | 11,857,656.84 | 793,158.70 | 663,218.42 | 16,459,314.94 |
| 1 | 3,145,280.98 | 11,410,562.84 | 793,158.70 | 641,469.61 | 15,990,472.13 |
| 2 | | 447,094.00 | | 21,748.81 | 468,842.81 |
| 3. | 385,336.96 | 149,405.12 | 1,153,382.15 | 2,292.20 | 1,690,416.43 |
| 1 | | 149,405.12 | 1,153,382.15 | 2,292.20 | 1,305,079.47 |
| 2 | 385,336.96 | | | | 385,336.96 |
| 4. | | | | | |

5

20

1

2

3

21

22

23

1

2

24

25

1

5

| | | | | | | |
|----|--|--------------|--------------|--------------|--------------|---------------|
| | | | | | | |
| | | | | | | |
| 1. | | 4,268,638.59 | 5,147,371.67 | 1,917,513.24 | 8,579,600.00 | 19,049,210.26 |
| 2. | | | | | | |
| 1 | | | 1,135,561.86 | | | 1,135,561.86 |
| 2 | | | | | | |
| 3 | | 1,074,800.00 | 27,669.90 | 4,674,100.00 | 9,348,100.00 | 15,124,669.90 |

| | | | | | | |
|----|--|--------------|--------------|--------------|---------------|---------------|
| | | | | | | |
| 3. | | | | | | |
| 1 | | | | | | |
| | | | | | | |
| 4. | | 5,343,438.59 | 6,310,603.43 | 5,727,700.00 | 17,927,700.00 | 35,309,442.02 |
| | | | | | | |
| 1. | | 1,327,887.50 | 3,585,381.35 | 421,440.00 | 3,431,839.95 | 8,766,548.79 |
| 2. | | | | | | |
| 1 | | 878,299.09 | 805,402.99 | 1,145,540.00 | 3,585,539.96 | 6,414,782.04 |
| | | 53,740.00 | 2,305.85 | 233,705.00 | 467,405.00 | 757,155.85 |
| 3. | | | | | | |
| 1 | | | | | | |
| | | | | | | |
| 4. | | 2,259,926.59 | 4,393,090.19 | 1,800,685.00 | 7,484,784.90 | 15,938,486.68 |
| | | | | | | |
| 1. | | | | | | |
| 2. | | | | | | |
| 1 | | | | | | |
| | | | | | | |
| 3. | | | | | | |
| 1 | | | | | | |
| | | | | | | |
| 4. | | | | | | |
| | | | | | | |
| 1. | | 3,083,512.00 | 1,917,513.24 | 3,927,015.00 | 10,442,915.10 | 19,370,955.34 |
| 2. | | 2,940,751.09 | 1,561,990.32 | 632,160.00 | 5,147,760.06 | 10,282,661.47 |

2

26

27

1

29 /

1

| | 68,291,964.57 | 7,130,993.48 | 41,478,084.34 | 6,373,818.81 |
|--|-----------------------|----------------------|---------------|---------------|
| | | | 12,892,533.63 | 1,933,880.04 |
| | 35,413,666.67 | 3,512,650.00 | 42,467,000.00 | 6,370,050.00 |
| | 103,705,631.24 | 10,643,643.48 | 96,837,617.97 | 14,677,748.85 |

2

| | 16,107,590.07 | 2,416,138.51 | 7,177,260.07 | 1,076,589.01 |
|--|---------------|--------------|--------------|--------------|
| | 16,107,590.07 | 2,416,138.51 | 7,177,260.07 | 1,076,589.01 |

3

| | | 10,643,643.48 | | 14,677,748.85 |
|--|--|----------------------|--|---------------|
| | | 2,416,138.51 | | 1,076,589.01 |

| | | |
|--|--|------------|
| | | 179,750.00 |
|--|--|------------|

31**1**

| | | |
|--|----------------|--|
| | | |
| | 10,000,000.00 | |
| | 165,000,000.00 | |
| | 175,000,000.00 | |

2**32****33****34**

| | | |
|--|--|--|
| | | |
|--|--|--|

2

1

| | | |
|--|--------------|--|
| | | |
| | 2,636,159.90 | |
| | 2,116,006.83 | |
| | 1,820,000.00 | |

| | | | | |
|--|---------------|----------------|----------------|---------------|
| | 34,578,854.73 | 243,355,757.43 | 222,710,413.49 | 55,224,198.67 |
|--|---------------|----------------|----------------|---------------|

| | | |
|--|----------------------|---------------|
| | 419,488.57 | 315,450.69 |
| | 116,255.03 | 119,440.89 |
| | 79,987.75 | 146,150.26 |
| | 21,456.03 | 178,514.42 |
| | 40,279,190.53 | 13,568,326.34 |

39

40

| | | |
|--|-----------|------------|
| | | |
| | 20,193.35 | 298,172.33 |
| | 20,193.35 | 298,172.33 |

1

41

1



| | | |
|--|---------------|----|
| | 1,000,000.00 | |
| | 10,000,000.00 | -- |

42

43

| | | |
|--|--|---------------|
| | | |
| | | 28,985,073.78 |
| | | 28,985,073.78 |

44

| | | |
|--|--------------|--------------|
| | | |
| | 5,169,662.59 | 7,749,945.38 |
| | 5,169,662.59 | 7,749,945.38 |

| | | | | | | | | | | |
|--|--|--|--|--|--|--|--|--|--|--|
| | | | | | | | | | | |
|--|--|--|--|--|--|--|--|--|--|--|

45

1

46

1

2

3

4

| | | | | | | | | |
|--|--|--|--|--|--|--|--|--|
| | | | | | | | | |
| | | | | | | | | |

47

1

| | | |
|--|----------------|--|
| | | |
| | 167,126,909.61 | |

48

1

| | | |
|--|--|--|
| | | |
|--|--|--|

2

49

| | | | | | |
|--|--|--|--|--|--|
| | | | | | |
|--|--|--|--|--|--|

50

| | | | |
|--|--|--|--|
| | | | |
|--|--|--|--|

51

| | | | | | |
|--|--|--|--|--|--|
| | | | | | |
|--|--|--|--|--|--|

| | | | | | |
|--|---------------|------------|--------------|---------------|----|
| | 42,467,000.00 | 636,666.67 | 7,690,000.00 | 35,413,666.67 | |
| | 42,467,000.00 | 636,666.67 | 7,690,000.00 | 35,413,666.67 | -- |

| | | | | | | | | |
|-------------|--------------|--|--|--------------|--|--|--------------|---|
| | | | | | | | | / |
| | 250,000.00 | | | 200,000.00 | | | 50,000.00 | |
| | 500,000.00 | | | 400,000.00 | | | 100,000.00 | |
| | 3,750,000.00 | | | 1,000,000.00 | | | 2,750,000.00 | |
| | 2,750,000.00 | | | 1,000,000.00 | | | 1,750,000.00 | |
| | 225,000.00 | | | 180,000.00 | | | 45,000.00 | |
| | 1,275,000.00 | | | 340,000.00 | | | 935,000.00 | |
| | 9,000,000.00 | | | 900,000.00 | | | 8,100,000.00 | |
| IDC/ISP/ICP | 8,000,000.00 | | | | | | 8,000,000.00 | |
| | 8,074,000.00 | | | 2,936,000.00 | | | 5,138,000.00 | |
| | 1,800,000.00 | | | 400,000.00 | | | 1,400,000.00 | |
| | 1,300,000.00 | | | | | | 1,300,000.00 | |
| | 200,000.00 | | | 30,000.00 | | | 170,000.00 | |
| | 3,000,000.00 | | | | | | 3,000,000.00 | |
| | 2,000,000.00 | | | | | | 2,000,000.00 | |

| | | | | | | | | |
|-----|---------------|------------|--|--------------|--|--|---------------|----|
| | | | | | | | | |
| | 343,000.00 | | | 84,000.00 | | | 259,000.00 | |
| " " | | 266,666.67 | | 100,000.00 | | | 166,666.67 | |
| " " | | 370,000.00 | | 120,000.00 | | | 250,000.00 | |
| | 42,467,000.00 | 636,666.67 | | 7,690,000.00 | | | 35,413,666.67 | -- |

52

| | | |
|--|--|--|
| | | |
|--|--|--|

53

| | | | | | | | |
|--|----------------|---|--|--|-------------|-------------|----------------|
| | | + | | | | | |
| | | | | | | | |
| | 448,331,331.00 | | | | -400,622.00 | -400,622.00 | 447,930,709.00 |

54

1

2

| | | | | | | | |
|--|--|--|--|--|--|--|--|
| | | | | | | | |
| | | | | | | | |

55

| | | | | |
|--|----------------|---------------|----------------|----------------|
| | | | | |
| | 491,779,132.72 | 16,093,848.14 | 170,831,607.77 | 337,041,373.09 |
| | 13,747,448.14 | 2,346,400.00 | 16,093,848.14 | |
| | 505,526,580.86 | 18,440,248.14 | 186,925,455.91 | 337,041,373.09 |

44%

168,874,577.48

2,346,400.00

16,093,848.14

16,093,848.14

1,957,030.29

56

” # 1 ° A i @ Ö 68

| | | | | |
|--|---------------|--------------|--|---------------|
| | | | | |
| | 35,406,978.45 | 6,933,464.70 | | 42,340,443.15 |
| | 35,406,978.45 | 6,933,464.70 | | 42,340,443.15 |

60

| | | | |
|--|--|------------------------|------------------------|
| | | | |
| | | -184,058,285.31 | 191,618,291.61 |
| | | -184,058,285.31 | 191,618,291.61 |
| | | 109,037,648.32 | -351,189,226.56 |
| | | 6,933,464.70 | 14,023,795.98 |
| | | 22,416,358.71 | 10,463,554.38 |
| | | -104,370,460.41 | -184,058,285.31 |

- 1)
- 2)
- 3)
- 4)
- 5)

61

| | | | | |
|--|-------------------------|-----------------------|----------------|----------------|
| | | | | |
| | 1,014,380,683.33 | 533,995,794.11 | 659,115,020.10 | 278,660,923.50 |
| | 4,687,249.94 | 1,453,198.79 | 3,744,771.40 | 1,042,204.53 |
| | 1,019,067,933.27 | 535,448,992.90 | 662,859,791.50 | 279,703,128.03 |

62

| | | |
|--|--------------|--------------|
| | | |
| | 4,545,624.28 | 3,078,386.75 |
| | 3,374,774.38 | 2,198,443.51 |
| | 1,457,046.96 | 1,208,238.22 |

| | | |
|--|---------------|--------------|
| | 38,691.10 | 37,894.92 |
| | 1,154,349.59 | 283,229.51 |
| | | 44,166.34 |
| | | 73,430.28 |
| | 10,570,486.31 | 6,923,789.53 |

63

| | | |
|--|----------------|----------------|
| | | |
| | 83,052,569.15 | 56,408,754.10 |
| | 38,986,748.05 | 4,380,300.20 |
| | 13,483,473.11 | 11,139,920.14 |
| | 12,561,704.47 | 10,432,325.85 |
| | 8,636,663.19 | 11,869,432.75 |
| | 2,690,704.10 | |
| | 2,654,043.39 | 2,786,674.45 |
| | 1,178,411.00 | |
| | 1,342,491.95 | |
| | 1,209,444.28 | |
| | 775,374.23 | 1,444,755.37 |
| | 455,462.65 | 515,985.64 |
| | 331,464.83 | 462,014.43 |
| | 49,588.43 | |
| | 976,572.71 | 1,837,922.51 |
| | 168,384,715.54 | 101,278,085.44 |

64

| | | |
|--|----------------|---------------|
| | | |
| | 136,866,039.64 | 77,137,478.20 |
| | 36,354,110.21 | 28,200,656.15 |
| | 17,395,771.72 | 17,268,199.38 |

| | | |
|--|----------------|-----------------------|
| | 10,497,186.22 | 5,997,272.58 |
| | 7,656,826.44 | 7,552,350.01 |
| | 2,346,400.00 | 7,224,300.00 |
| | 2,237,344.35 | 1,352,438.04 |
| | 2,043,903.18 | 1,219,304.36 |
| | 2,000,000.00 | |
| | 1,101,535.74 | 877,425.29 |
| | 1,684,657.29 | 792,553.39 |
| | 964,538.70 | 656,640.17 |
| | 960,780.00 | |
| | 943,142.83 | 841,327.00 |
| | | 3,660,848.22 |
| | 1,113,409.80 | 1,224,189.95 |
| | 224,165,646.12 | 154,004,982.74 |

65

| | | |
|--|--------------|---------------|
| | | |
| | 7,127,990.19 | 1,741,075.94 |
| | 2,779,043.39 | 2,738,200.03 |
| | 63,292.42 | |
| | 389,304.95 | 1,322,946.08 |
| | 217,293.83 | 138,451.56 |
| | 4,240,228.10 | -2,181,618.61 |

66

| | | |
|--|----------------------|-----------------------|
| | | |
| | 26,929,610.68 | 19,804,312.62 |
| | | -210,486.26 |
| | 20,510,967.41 | 660,758,663.27 |
| | 47,440,578.09 | 680,352,489.63 |

67



| | | | |
|---|--------|---------------|--|
| | | 600,000.00 | |
| | | 400,000.00 | |
| | | 400,000.00 | |
| | | 340,000.00 | |
| | | 200,000.00 | |
| | | 180,000.00 | |
| " | " | 120,000.00 | |
| " | " | 100,000.00 | |
| | | 85,000.00 | |
| | | 84,000.00 | |
| | | 30,000.00 | |
| | 2017 | 22,500.00 | |
| | | 12,500.00 | |
| | 2016 | 9,600.00 | |
| | 2017 1 | 5,400.00 | |
| | | 900.00 | |
| | | 38,913,658.75 | |

71

| | | | |
|--|----------------------|-----------------------|----------------------|
| | | | |
| | | 2,600.00 | |
| | | 2,600.00 | |
| | | 12,356,700.00 | |
| | 2,406,959.87 | | 2,406,959.87 |
| | 1,389,225.11 | | 1,389,225.11 |
| | | 200,020,000.00 | |
| | 11,617,090.39 | | 11,617,090.39 |
| | 62,158,164.62 | 428,219.40 | 62,158,164.62 |
| | | | |

| | | | | | | | | |
|------|----|----|----|----|----|--|---------------|----|
| | | | | | | | | |
| | | | | | | | 34,700.00 | |
| | | | | | | | 40,000.00 | |
| 2014 | | | | | | | 2,899,000.00 | |
| | | | | | | | 500,000.00 | |
| | | | | | | | 350,000.00 | |
| | | | | | | | 8,533,000.00 | |
| | -- | -- | -- | -- | -- | | 12,356,700.00 | -- |

2015 20,002 , 100% 2014 12 31
 64,336.19 , 60,256

2014 2015 2016 2017
 80% 2014 2017 31,000
 1.332 60,256.00 80,258.00 20,002

2015 20,002 20,002
 20,002 20,002

2014 2015 2016 2017
 23,597.32 31,000 20,002 2017
 20,002 20,002
 20,002 20,002

72

| | | | |
|--|--|--|--|
| | | | |
|--|--|--|--|

| | | | |
|--|-----------|-------------------|-----------|
| | | | |
| | | 547,583.81 | |
| | | 547,583.81 | |
| | 4,854.37 | 200,000.00 | 4,854.37 |
| | 428.82 | 12,416.12 | 428.82 |
| | 55,231.31 | 72,043.13 | 55,231.31 |
| | 60,514.50 | 832,043.06 | 60,514.50 |

73

1

| | | |
|--|----------------------|---------------|
| | | |
| | 49,909,808.10 | 16,401,314.26 |
| | -14,628,345.14 | -4,453,754.78 |
| | 35,281,462.96 | 11,947,559.48 |

2

| | |
|---|-----------------------|
| | |
| | 147,008,497.16 |
| / | 14,700,849.72 |
| | 3,772,598.67 |
| | 172,538.76 |
| | 912,406.21 |
| | -2,642,329.45 |
| | 22,622,624.09 |
| | -4,259,629.33 |
| | 2,404.29 |
| | 35,281,462.96 |

74

75

1

| | | |
|--|---------------|----------------------|
| | | |
| | 3,735,900.00 | 8,883,781.16 |
| | 41,416,661.39 | 26,495,607.67 |
| | 2,779,043.39 | 2,802,590.32 |
| | 8,297,030.47 | 544,099.82 |
| | 56,228,635.25 | 38,726,078.97 |

2

| | | |
|--|----------------|----------------|
| | | |
| | 32,299,884.55 | 51,923,573.20 |
| | 84,073,113.68 | 43,410,109.56 |
| | 30,787,640.06 | 13,277,123.48 |
| | 14,695,868.52 | 4,506,067.61 |
| | 161,856,506.81 | 113,116,873.85 |

3

| | | |
|--|----------------|--|
| | | |
| | 100,000,000.00 | |
| | 10,000,000.00 | |
| | 110,000,000.00 | |

4

| | | |
|--|--|---------------|
| | | |
| | | 10,000,000.00 |

| | | |
|--|----------------|---------------|
| | 100,000,000.00 | |
| | 230,046.21 | 123,148.84 |
| | 100,230,046.21 | 10,123,148.84 |

5

6

| | | |
|--|----------------|--------------|
| | | |
| | 2,350,570.83 | 1,930,488.00 |
| | 165,176,000.00 | |
| | 167,526,570.83 | 1,930,488.00 |

76

1

| | | |
|---|------------------------|------------------------|
| | | |
| 1 | -- | -- |
| | 111,727,034.20 | -335,565,060.99 |
| | 47,440,578.09 | 680,352,489.63 |
| | 17,392,307.69 | 17,825,527.74 |
| | 6,414,782.04 | 3,412,339.63 |
| | 1,312,313.20 | 637,326.84 |
| | -82,882.31 | 544,983.81 |
| | 7,127,990.19 | 1,741,075.94 |
| | -1,683,744.40 | -7,934,292.03 |
| | 4,034,105.37 | -4,453,754.79 |
| | 1,339,549.50 | -358,862.99 |
| | -81,963,581.19 | -26,876,716.84 |
| | -184,982,731.78 | -86,409,622.18 |
| | 383,383,729.62 | 48,805,599.37 |
| | -109,654,062.79 | -200,020,000.00 |

| | | |
|---|----------------|-----------------------|
| | 201,622,734.01 | 91,701,033.11 |
| 2 | -- | -- |
| 3 | -- | -- |
| | 313,971,931.31 | 325,015,338.62 |
| | 325,015,338.62 | 345,223,208.85 |
| | -11,043,407.31 | -20,207,870.23 |

2

| | | |
|--|----|----------------|
| | | |
| | | 210,000,000.00 |
| | -- | |
| | | 24,298,119.04 |
| | -- | |
| | -- | |
| | | 185,701,880.96 |

3

4

| | | |
|--|----------------|----------------|
| | | |
| | 313,971,931.31 | 325,015,338.62 |
| | 64,720.60 | 123,460.01 |
| | 311,720,976.55 | 324,891,878.61 |
| | 2,186,234.16 | |
| | 313,971,931.31 | 325,015,338.62 |
| | 7,290,070.00 | |

77

78

| | | |
|--|--------------|----|
| | | |
| | 7,290,070.00 | |
| | 7,290,070.00 | -- |

79

1

| | | | |
|--|--|--|--|
| | | | |
|--|--|--|--|

2

80

81

1

1

| | | | | | | | | |
|--|---------------|--------------------|---------|--|---------------|------|--------------------|-------------------|
| | | | | | | | | |
| | 2017 01 01 | 410,000,000. 00 | 100.00% | | 2017 01 01 | 20 - | 280,803,958. 44 | 38,754,037.2 9 |

2

| | |
|----|----------------|
| | |
| -- | 410,000,000.00 |
| | 410,000,000.00 |


4

5

6

2

1



2



3

3

4

| | | | | | | | | | | | | |
|--|------|--------|--|---------------|--|----------------|-------|------|------|------|--|------|
| | | | | | | | | | | | | |
| | 0.00 | 65.00% | | 2017 03 31 | | 330,038. 60 | 0.00% | 0.00 | 0.00 | 0.00 | | 0.00 |

5

6

1

1

| | | | | | |
|--|--|--|--|---------|--|
| | | | | | |
| | | | | 100.00% | |
| | | | | 100.00% | |
| | | | | 100.00% | |
| | | | | 100.00% | |
| | | | | 100.00% | |

| | | | | | | |
|--|--|--|--|---------|---------|--|
| | | | | | | |
| | | | | 100.00% | | |
| | | | | | 100.00% | |
| | | | | 50.00% | | |
| | | | | 50.00% | | |
| | | | | 100.00% | | |
| | | | | | 100.00% | |
| | | | | | 100.00% | |
| | | | | | 100.00% | |
| | | | | 100.00% | | |
| | | | | 60.00% | | |

2

| | | | | | |
|--|--|--------|---------------|--|--|
| | | | | | |
| | | 50.00% | -416,957.02 | | |
| | | 50.00% | -408,869.30 | | |
| | | 40.00% | -2,313,419.02 | | |

3

| | 33,170,786.16 | 46,000,000.00 | 79,170,786.16 | | | | 50,004,700.20 | | 50,004,700.20 | | | |
|--|---------------|---------------|---------------|--------------|--|--------------|---------------|--|---------------|--|--|--|
| | 29,182,261.40 | 10,000,000.00 | 39,182,261.40 | | | | | | | | | |
| | 4,816,918.19 | 528,326.62 | 5,345,244.81 | 1,128,792.37 | | 1,128,792.37 | | | | | | |

| | | -833,914.04 | -833,914.04 | -833,914.04 | | 4,700.20 | 4,700.20 | |
|--|--------------|---------------|---------------|---------------|--|----------|----------|--|
| | | -817,738.60 | -817,738.60 | -817,738.60 | | | | |
| | 1,453,180.15 | -5,783,547.56 | -5,783,547.56 | -4,945,771.29 | | | | |

4

5

2

1

18,392

44%
2017 7 20

| | | |
|----|-------------|-------------|
| -- | -691,887.05 | -919,506.01 |
|----|-------------|-------------|

5

6

7

8

4

5

6

1

2017 12 31

1

2

3

1

2017 12 31

2

4

1

| | -- | -- | -- | -- |
|--|----|----|----|----|
| | -- | -- | -- | -- |

2

3

4

5

6

7

8

9

1




39.49%

2

3



4



| | |
|--|----|
| | 5% |
| | |
| | |
| | |
| | |
| | |



| | | | | |
|-----------|---------|-----------|--------|-------|
| | 25.48 | | | |
| 2015 | | 9,875,823 | | |
| | 3.02 | | 3.04 / | |
| 1,055,803 | | | | 16.96 |
| | 16.98 / | | 74 | |
| 462,645 | | 5.92% | | 0.10% |

3

1

| | | | |
|--|--|--|--|
| | | | |
|--|--|--|--|

2

| | | | |
|--|--|--|---------------|
| | | | 13,437,921.30 |
|--|--|--|---------------|

3

4

1

1

| | | | |
|--|--|--|--|
| | | | |
|--|--|--|--|

2

| | | |
|--|--|--|
| | | |
|--|--|--|

2

3

1

2

4

5

6

1

2017

2

| | | | |
|--|-------------------------|--|-------------------------|
| | | | |
| | 300,599,121.77 | | 300,599,121.77 |
| | 35,454,556.86 | | 35,454,556.86 |
| | 104,520,154.20 | | 104,520,154.20 |
| | 235,692,229.34 | | 235,692,229.34 |
| | 338,114,621.16 | | 399,262,504.19 |
| | 1,014,380,683.33 | | 1,014,380,683.33 |

3

4

7

2018

2018 4 15

2

22,108,315.58

0.00

| | | |
|--|--|--|
| | | |
|--|--|--|

3

4

| 单位名称 | 与本公司 关系 | 金额 | 账龄 | 占应收账款 总额的比例 (%) | 坏账准备期末金额 |
|-----------|------------|----------------------|------|-----------------------|----------------------|
| 第一名 | 非关联方 | 13,058,769.00 | 2-3年 | 3.67 | 3,917,630.70 |
| 第二名 | 非关联方 | 12,155,583.70 | 3年以上 | 3.42 | 12,155,583.70 |
| 第三名 | 非关联方 | 12,065,098.50 | 1年以内 | 3.39 | 603,254.93 |
| 第四名 | 非关联方 | 7,578,573.00 | 1-2年 | 2.13 | 757,857.30 |
| 第五名 | 非关联方 | 7,012,716.16 | 1年以内 | 1.97 | 350,635.81 |
| 合计 | | 51,870,740.36 | | 14.59 | 17,784,962.43 |

5

6

2

1

| | 33,631,250.99 | 100.00% | 14,255,599.45 | 100.00% | 19,375,651.54 | 23,882,715.78 | 100.00% | 13,220,227.68 | 100.00% | 10,662,488.10 |
|--|---------------|---------|---------------|---------|---------------|---------------|---------|---------------|---------|---------------|
| | 33,631,250.99 | 100.00% | 14,255,599.45 | 100.00% | 19,375,651.54 | 23,882,715.78 | 100.00% | 13,220,227.68 | 100.00% | 10,662,488.10 |

F2+XI dWix

| 1 | | | |
|-----|---------------|---------------|--------|
| 1 | 15,123,764.54 | 346,408.26 | 2.29% |
| 1 | 15,123,764.54 | 346,408.26 | 2.29% |
| 1 2 | 1,796,241.05 | 168,614.10 | 9.39% |
| 2 3 | 3,091,635.16 | 123,276.85 | 3.99% |
| 3 | 13,619,610.24 | 13,617,300.24 | 99.98% |
| | 33,631,250.99 | 14,255,599.45 | |

| | | 12,085,278.70 | 3 | 35.93% | 12,085,278.70 |
|--|----|---------------|---|--------|---------------|
| | | 1,000,000.00 | 3 | 2.97% | 1,000,000.00 |
| | | 900,000.00 | 1 | 2.68% | 45,000.00 |
| | | 800,033.80 | 1 | 2.38% | 40,001.69 |
| | | 742,000.00 | 1 | 2.21% | 37,100.00 |
| | -- | 15,527,312.50 | | | |

| | | | | | | |
|--|----------------|----------------|--|------------------|----------------------|-----------------------|
| | 25,000,000.00 | 15,000,000.00 | | 40,000,000.00 | | |
| | | 410,000,000.00 | | 410,000,000.00 | | |
| | | 6,000,000.00 | | 6,000,000.00 | | |
| | | 20,000,000.00 | | 20,000,000.00 | | |
| | 922,580,000.00 | 634,920,000.00 | | 1,557,500,000.00 | 20,510,967.41 | 681,269,630.68 |

2

| | | | | | | | | | | |
|--|--------------|--|--|-------------|--|--|--|--|--|--------------|
| | | | | | | | | | | |
| | | | | | | | | | | |
| | | | | | | | | | | |
| | | | | | | | | | | |
| | 1,622,129.62 | | | -719,953.03 | | | | | | 902,176.59 |
| | 843,185.95 | | | -191,999.82 | | | | | | 651,186.13 |
| | 5,130,700.43 | | | 110,312.08 | | | | | | 5,241,012.51 |
| | 1,058,179.21 | | | 109,753.72 | | | | | | 1,167,932.93 |
| | 8,654,195.21 | | | -691,887.05 | | | | | | 7,962,308.16 |
| | 8,654,195.21 | | | -691,887.05 | | | | | | 7,962,308.16 |

3

4

| | | | | |
|--|-----------------------|-----------------------|----------------|----------------|
| | | | | |
| | | | | |
| | 463,286,274.89 | 314,479,067.05 | 433,589,420.58 | 275,961,659.01 |
| | 4,666,773.75 | 1,453,198.79 | 3,693,935.45 | 1,042,204.53 |
| | 467,953,048.64 | 315,932,265.84 | 437,283,356.03 | 277,003,863.54 |

5

| | | |
|--|---------------|----------------|
| | | |
| | 78,399,910.22 | 107,785,929.13 |
| | -691,887.05 | -919,506.01 |
| | 1,640,000.00 | 2,050,000.00 |
| | | 1.00 |
| | | 2,358,550.56 |
| | 79,348,023.17 | 111,274,974.68 |

6

1

| | | |
|--|-----------------------|----|
| | | |
| | 409,788.88 | |
| | 11,425,900.00 | |
| | 405,592.85 | |
| | 77,514,716.85 | |
| | -12,257,906.25 | |
| | 12,000.00 | |
| | 77,486,092.33 | -- |

2

| | | | |
|--|--|---|---|
| | | | |
| | | / | / |

3

1

2

3

4